



www.ericjournal.ait.ac.th

Energy Security: The Role of Deepwater Oil Drilling

H. Abdo* and M. Vellacott^{#1}

Abstract – This study seeks to quantify and model the significance of the deepwater oil development for domestic US energy supplies in the short-term. It explores the significance and potential contribution deepwater oil supply from the Gulf of Mexico (GoM) can make in providing energy security to the US. The output of this research demonstrates the growth in deepwater oil production and how this latter relates to total US oil production over the next 10 years; and therefore the role it can play in providing energy security to the USA. The literature offers commercial and academic debate on this topic. The research model analyses current available data and make sensible assumptions on the likely future growth of deepwater oil production in the GoM based on a number of scenarios. Our results support the high/best case and suggest that deepwater oil from the GoM can significantly provide energy security to the US on the short term. However, on the long term and in order to maintain its energy security, the US needs to develop and use renewable sources of energy.

Keywords – Deepwater oil, energy, Gulf of Mexico, security, United States.

1. INTRODUCTION

Domestic US oil production is in decline. A growing majority of oil supply to the US now comes from foreign sources. This creates a situation of energy vulnerability or ‘in-security’ as the US does not have direct control of its own energy supply. This dynamic is a challenge to the US both politically and economically; politically because the US is a world leader, and economically because the US has one of the largest global economies.

One of the most active and controversial global deepwater regions is the Gulf of Mexico (GoM), it has provided consistent oil discoveries in the last decade. Currently there is a surge of interest in the region from global and regional independent oil operators following a flow of major deepwater discoveries between 2007 and 2009 such as the BP ‘Tiber’ field discovery in 2009. The peak in conventional known oil reserves such as onshore and offshore shallow water has been reached in US territory, but improvements in technology have allowed oil companies to explore further from shore. Deepwater, typically at depths below 1,000 feet has offered oil companies a potential new era of oil exploration and production. Large offshore areas such as off the coast of Brazil, West Africa and the GoM are at the forefront of this exploration.

With conventional US oil reserves in decline since 1970s [1] and with imports accounting for a growing percentage of US oil consumption, currently at 60% according to the EIA [1], many politicians, economists and industry participants believe that opportunity for

deepwater oil production so close to home must be exploited. To date, the GoM accounts for over 20% of producing deepwater wells and shares an even greater percentage of deepwater oil discoveries since 2005; it has 31 projects under construction, split by 14 operators. Deepwater oil production accounts for about 30% of domestic oil production in the US [2] and [3]. However, it is worth mentioning that many discoveries in the GoM over the last 30 years remain undeveloped. Development of these discoveries and similar reservoirs pivots on three ‘deepening’ challenges, these are: 1) ultra deepwaterⁱ 2) remotenessⁱⁱ and 3) high pressure, high temperature oil reservoirsⁱⁱⁱ.

Until 2010 political opinion supported deepwater development both to secure further access to oil resources as a means of strengthening national security and therefore lowering the reliance on oil imports. The drivers and barriers to deepwater oil exploration have been brought to life in 2010 by two events. The first, on 31st March 2010 US President Barack Obama announced possible policy changes to allow offshore oil drilling off the East coast of Virginia and potentially a wider area including further exploration of the GoM. The second event, the BP operated, Transocean owned rig explosion and subsequent oil leak on the 20th April 2010 has highlighted the reality of technology gaps and has drawn huge media attention to its threat to the local environment.

This paper focuses on the significance of deepwater oil in the GoM in how much it can contribute to US domestic oil supply over the next 10 years and therefore contribute to energy security in the US. It explores the ongoing debate on how far deepwater can go to move the needle on oil supply and the US’s reliance on imports. It considers how realistic the deepwater opportunity is, and what will the speed of development be in the near term. In support of these questions, the literature review explores the current changing dynamics of the political, economical, social

*Nottingham Business School, Newton Building, Burton Street, Nottingham, NG1 4BU, UK.

[#]AMR International, 655 Third Avenue, Suite 2500-05, New York, NY 10017, USA.

¹Corresponding author; Tel: +1 (646) 465 5983.
E-mail: matthew.vellacott@amrinternational.com

and technological (PEST) influences on development of the GoM.

2. LITERATURE REVIEW

Political, economical, social and technological factors all have an influence on the future significance of deepwater oil. Political factors ultimately decide the necessity of deepwater oil in contributing to the US's energy security. Such decisions are usually driven by national security needs but also closely tied to public opinion and environmental and social sentiment. Economical factors make deepwater development either attractive or cost prohibitive depending on a number of variables. Political decisions and economical factors are dependent on social trends or consumer behaviour including demographics and public opinion on oil usage compared to cleaner energy sources. Technological factors make deepwater exploration and development possible and will have a direct impact on economics, political, and social opinions as highlighted by the recent BP oil disaster.

This literature review follows the guidelines of generic industry models to assess the attractiveness and likely potential of deepwater oil including a PEST analysis and Michael Porter's five forces. Typically, Porter's five forces are used by businesses to assess how attractive an industry is for them at a particular moment in time. Porter's five forces are: Suppliers, buyers, substitutes, new entrants and the competitive rivalry within an industry; each factor is dependent on the other. The three factors important to the context of this research questions and objectives are suppliers, buyers and substitutes.

2.1 *The US Energy Security Position*

Vulnerability to oil supply interruptions poses serious threats to the US economy and the life-style of its citizens [4]. In this regard, Hirsch [5] points out that what is needed is an adequate level of national energy security. According to the US Department of Energy, 'energy security' means that adequate supplies of energy at reasonable cost and physically available to US consumers from both domestic and foreign sources. It means that the nation is less vulnerable to disruptions in energy supply and that it is better prepared to handle them if they should occur.

A supply interruption by oil suppliers such as OPEC is economically and politically costly. This is an important challenge and leads us to question if vulnerability to 'purpose made' oil supply disruptions is a real driver for the development of domestic production today. Either way, although such restrictions are less common today the potential for supply restriction is seen by many as a threat to countries such as the US that are relying more on imported oil. In fact, oil has been used as a 'weapon' or bargaining tool against its power and stability [6].

Stern [6] questions whether the threat is about oil scarcity or in fact about a lack of abundance of oil. These two concerns are very different. While the first suggests an uncontrollable oil supply shortage, the other

suggests an inability to access available oil. Stern [6] dismisses the former, the oil weapon as a threat to US security but he opens a debate on the abundance of oil and its management, particularly by the largest supplier, OPEC. Therefore, the dependence of the US on oil imports and its lack of control on market supply, coupled with increases for oil demand globally drive the US to question this dependence and increase its domestic oil production capacity. With China being expected to overtake the size of the US economy within decades, then surely, the strong position of the US changes and hence increases the threat to its thirst for energy security.

A related point to refer to is the increasing demand outside of the US. The threat of suppliers purposely cutting supply is not the only hazard but in addition natural supply shortages or 'a lack of oil abundance' driven by increasing demand for other regions. Growth economies such as China, India and Brazil and other emerging economies such as Indonesia require a greater and growing amount of oil than before. Goose [7] points out that the rise of emerging markets changes the supply and demand dynamics. As China, India and the like industrialise, and their middle classes grow in wealth, then the global demand for oil and gas rise and for any given level of price, more oil is required. This has exactly the same impact on the price of oil as does reducing supply: the price moves, and sharply. This puts the US in a critical position and necessitates searching for domestic oil and gas resources at greater depth of its waters.

Friedland [8] suggests that the only way the US can get off foreign oil is to stop using oil altogether. He raises an interesting premise that investment into domestic oil supply will make little difference to the US's reliance on foreign imports and therefore challenges Stern's suggestion that abundance of domestically produced oil is a driver for its further exploration and development. Friedland [8] suggests that oil is running out and that the only real solution to energy shortages is investment and development in new energy sources. The current data from the EIA on US oil imports would suggest Friedland has a strong argument. Furthermore, Reisser [9] argues that steps towards energy independence such as improved energy efficiency and building fuel-efficient vehicles only reduce oil consumption and are unlikely to achieve the goal of US energy independence simply because no meaningful midterm alternatives exist. If Friedland and Reisser are correct, then a switch to an alternative energy source will be the only way to create a sustainable state of energy security; however, this is a long-term, but not immediate, solution to the energy security problem worldwide.

2.2 *The Significance of Deepwater Oil*

Research and development stage of deepwater oil exploration and development was well underway in the US as far back as 1977 when the first drillship was sent out [10]. Academic studies at the time such as Eek [11] conclude that deepwater drilling is possible, that it is necessary to compensate for declines in conventional

hydrocarbons. These early observations highlight how far global understanding of deepwater oil has developed over the last 30 years. Today, the industry moves from 1,000 ft water depth to 10,000 ft and below [3].

Kelly [12] discusses the concerns surrounding national energy security and highlights deepwater as a significant opportunity for the US to influence the future course of events from both a private sector and government perspective and guarantee that there will be secure access to this important source of energy in the years ahead. The suggestion that deepwater is the possible answer to energy security concerns forms the basis of this paper. Commentators such as Heijen as cited by [13] and [14] simply conclude that the growing investment in deepwater exploration means that easier, conventional oil sources are in decline. Kohl [14] explains how there is no more easy oil, and the subsea industry is 'critical to unlocking more oil to meet world supply.' Thurston as cited by [15] states that "the deep water has been, and really truly is potentially the next wave of hydrocarbons into the global energy market. It's hugely important." Leap [16] stresses that deepwater is one of the few areas where good prospects of major oil finds still remain, and these are mainly outside the control of OPEC.

White [17] explains that within the past 15 years or so, deepwater has evolved from being a "technological frontier to a strategically-important component of the world's oil industry". Due to this history, in relative terms, the deepwater and ultra-deepwater regions of the world are still underexplored and hold considerable potential. White [17] expresses an important transition of deepwater oil from 'technological frontier' to 'strategically important'. It is important to assess how far deepwater has come politically and commercially from a technological frontier to strategically important as the former suggests caution and uncertainty whereas the latter suggests need, commitment and direction.

The relationship between supply and demand and high and low oil prices is highly important to the significance of deepwater oil. The government has a drive to reduce dependence on imports and vulnerability to high oil prices, yet the ultimate driver of oil demand and high oil prices is the consumer. The consumer wants low oil prices. When oil prices are high, the consumer adapts and becomes more efficient. The impact is a fall in prices which in fact translates into a reduction of deepwater drilling, due to its high costs, and a resurgence of oil imports [5]. A related point is that as oil supply lags further behind demand, prices will rise. When prices go up, really hard to reach oil that was previously prohibitively expensive becomes economically feasible to recover [8].

There is the case to argue that both deepwater oil supply and clean energy can exist together, both playing a part in reducing the US demand for foreign oil [18]. Levi *et al.* [18] explains how through commitment to clean energy solutions the US could reduce its oil consumption by 30% between 2007 and 2030 but this is unlikely to cause any abandoning of deepwater oil. Levi *et al.* [18] base this assumption on that fact that although

reduced demand for oil will reduce its price, the price is unlikely to fall to levels below which deepwater oil drilling is no longer profitable. But at what price can deepwater oil be developed at a viable cost? Oil supply is not just about reserves but more importantly, it refers to production rates and deepwater oil is difficult and costly to develop and produce [17].

Womack [19] points out that all of Transocean's^{iv} rigs that can drill at depths greater than 7,500 feet are booked through 2010, even though more than 40% of its jack up rig fleet is idle. Therefore, such companies as Transocean, Diamond Offshore Drilling Inc. (DO) and Noble Drilling Services Inc. (NE), which maintain a fleet of deepwater drilling rigs, have been relatively shielded from the recent volatility in oil and gas prices. It is evident that oil companies are investing time and money in deepwater exploration, and suggest that the oil companies have little other choice but to explore deepwater opportunities.

Higher oil prices encourage deepwater drilling and development actually highlights an important fact. Supply of deepwater oil appears relatively elastic to fluctuation in oil prices, meaning that a price decrease below a certain level could have a severe knock on effect on deepwater oil supply. However, as many academic studies on the production of oil point out, the oil price influence on deepwater is not as simple as 'high price drives development'. It is a fact that development economics pivot on oil prices and for the right price anything is economical, however, the definition of 'not economic under most oil price scenarios differs between the independent smaller operators and the larger oil companies.

Cr mer and Salehi-Isfahani [20] dismiss any forced pressure on oil prices but instead examine the common forces of supply and demand on oil prices. They conclude that they do not think that the price collapses at the time were a result of dislocation of 'a cartel'. Rather it is the result of shifts of the demand and supply curves, which produced an excess supply at a high price. The shift in the supply curve was the result of the development of new reserves, mainly in Mexico and the North Sea, as well as an increase in the absorptive capacity of OPEC members. The shift in demand has been caused by conservation. But even with high oil prices statistics from the Minerals Management Service [21] shows that development delays and cancellations are still as present as they were back in 2002. In fact, data from Infield [22] and Petrodata [23] highlights that most recent deepwater developments have been confined to small developments and tie-backs to existing infrastructure.

The Petroleum Economist [24] describes deepwater Exploration and Production (E&P) as a maturing yet expanding frontier. It states that the large number of active deep-water leases, the development of important new discoveries, the growing deepwater infrastructure and new technologies, and the onset of ultra-deepwater production are all indicators of this maturing and yet still expanding frontier.

2.3 The Significance of the Opportunity in the GoM

Studies, such as Ekstrand [25] and Blanchard [26], have suggested that the GoM may contain about 44 billion barrels of proven reserves on the top of about 50 billion barrels of possible reserves, and production from the GoM may peak at about 1.5 million barrels a day in 2010.

Gold [27] describes how just two decades ago, the GoM was called the 'Dead Sea' by an industry that believed it had already offered up all its big discoveries. But now it is again a centre for petroleum explorers. The Mineral Management Service (MMS), the governing body of the GoM points out that fifteen discoveries in the deepwater GoM in 2008, including five in waters more than 5,000 feet deep, have set the stage for continued production growth. At least five discoveries have been made in the area in 2009. In fact, the GoM has made 68 deepwater and ultra deepwater discoveries since 2005, the result of a deepwater exploration surge at the end of the last century when the US Government and MMS offered a programme of discounts for deepwater leases [3].

In 2008, eleven operators in the GoM have signed long-term contracts to keep new-build rigs drilling in the region for as far ahead as 2015. While key players such as Shell, Chevron and Anadarko have snapped up some of the new build contracts, it is the more recent entrants to the region such as Petrobras that have contracted the most new-build rig. This indicates clearly the opportunity that lies in the GoM that derives these long-term contracts. The fact that there is still oil for the taking is driving major oil companies to come up with new technologies, which are expensive to develop but worth it when crude is riding high. However, even if the new technologies add just a few percentage points to the recovery rate, such gains may add years to global supply and boost the industry's profits.

As can be understood from the above, deepwater oil drilling depicts a significant opportunity in facing the peak oil dilemma and its consequences of energy security. With regard to the US energy security, the GoM deepwater oil represents a significant opportunity and present a possible solution for this problem. Recent discoveries in the GoM continue to prove the potential for further supply of oil. It may be not reasonable at this stage to draw a conclusion on what route the US Government should support, but perhaps the ultimate solution is to support and invest in deepwater oil as far as it provide oil supply to meet part of the growing demand while other energy alternative still more expensive and scarce.

However, due to the immaturity of the sector and the degree of the unknown, the current literature struggles to draw conclusions. It raises further questions on the potential size of the opportunity and how the opportunity will shape the oil and gas industry in the US going forward and how it will impact energy supply going forward, and hence provide a state of energy security for the US. Much of the current literature is already outdated by large recent discoveries in 2009. The literature review raises many challenges facing the

future development of deepwater oil including the recent social barriers driven by damage to the environment following the recent BP oil spill. In considering the political, economical, social and environmental aspects of the industry, the literature review provides many answers but also raises many questions regarding the future significance of deepwater in the GoM.

3. METHODOLOGICAL APPROACH

Offshore supply modelling is particularly difficult because of the influence of government behaviour and also because of the lags that exist in the response of drilling to economic variables and in response of development and production to successful drilling [28]. However, it is a fact that the amount of drilling that takes place is determined by expected discoveries and discoveries are determined by cumulative past drilling.

The objective of this research is to review the current and likely significance of deepwater oil in providing energy security to the USA. To build this picture there are a number of supply and demand variables that were considered by this research. Demand drives supply but supply must be available for any market to achieve balance. Deepwater oil needs will only grow if demand for the deepwater oil grows over other energy sources including conventional oil and renewables. However, deepwater oil will only become significant if its supply is accessible. These drivers reflect both the econometric model and the discovery process model described by Walls [28], therefore following the hybrid model.

In order to undertake our analysis we applied the Econometric Model^{vi} explained by Eek [11] and Walls [28], and the Discovery Process Model^{vii}. We researched the following supply parameters: i) The potential supply of existing discovered but undeveloped oil fields; ii) Likely speed of development of deepwater fields; iii) Future potential supply – how much deepwater oil supply is possible from the GoM. On the demand side, the following parameters were also researched: a) The influence of oil prices and the strategic intentions of oil companies; b) The attractiveness of deepwater oil fields compared to other available oil sources; and c) Likely supply of other global oil resources.

Based on the above mentioned supply and demand parameters, it will be possible to provide a sensible estimation for on stream production over the next ten years in the GoM and to measure this against the current rate of decline in US conventional oil reserves (assuming full production capacity). This work will help size the contribution that deepwater oil in the GoM can make to total US oil supply and to what extent it will help reduce the US's growing reliance on imported oil, and hence in meeting the US energy security challenge.

The current potential of deepwater oil in the GoM resides in its undeveloped fields. Will these fields be developed and at what speed? What is the future potential of the GoM? How much has been explored yet and how much remains to be explored? Again, what is the likely timeline for development? Answering these questions should provide an adequate answer to a main

question raised by this research which is how significant is the contribution of the deepwater oil supply from the GoM to the state of the US's energy security.

In order to forecast the supply of oil in the GoM a second important step will be to predict likely future discoveries. There is not a precise science to forecasting oil. The method will be to review the rate of historic oil exploration activity in the region correlated to historic discoveries. Forecast rig activity can be used as a proxy for future exploration to assume future discoveries. The results will inform a series of scenarios based on a high (best), medium and low (worst) cases for the potential of deepwater supply from the GoM. These scenarios can then be played out to assess the likely impact of total US oil supply and the future reliance on oil imports.

In performing the above tasks, we used different sources of data, these are: i) secondary data sources on deepwater oil fields in the GoM, these include details of field sizes, discovery dates, development characteristics and likely production rates. ii) Primary interviews (majority telephone) with key industry participants including oil companies, drilling rig operators, subsea contractors/installers, product manufacturers, associations. iii) Use of previous knowledge of the authors gained from an academic experience and from working with a client on a project looking at deepwater opportunities in Brazil for a subsea products manufacturer.

4. ANALYSIS AND DISCUSSION

To set the scene, it is worth reviewing historic trends in domestic US oil production over the last 15 years. Deepwater oil production in the GoM grew at an

average of 30% per year (albeit from a small base) between 1995 and 2002, but began to slowly decline between 2002 and 2008 (see Fig. 1). Shallow water production in the GoM and the US's overall production rate (including onshore) is in decline.

Figure 1 shows that deepwater production in the GoM has been flat or in slight decline since a peak in 2002 but sharply increased between 2008 and 2009. It is important to understand the reasons for this to be able to consider development patterns in the future. Should not such an immature growth market be achieving a consistent increase in growth? Is flat to declining production explained by a lack of discoveries or delays in development or something else and what is driving this? At a worst case, perhaps the GoM already reached its peak.

A more confirming figure is Fig. 2, which shows that there has been a steady flow of discoveries in the GoM since 2009 with certain peaks in 2004 and 2006.

Fig. 2 provides evidence to suggest that the lull in production growth between 2002 and 2008 is explained somewhat by a flattening in deepwater discoveries from 2004. However, the correlation is weak suggesting that using discovery volume alone, as the data does not give a full picture of the key underlying driver of production. For example, discoveries remain high, above 10 per year after 2004 but production begins to decline. This suggests that extracting new oil supply from total deepwater production would reveal that production is actually in decline.

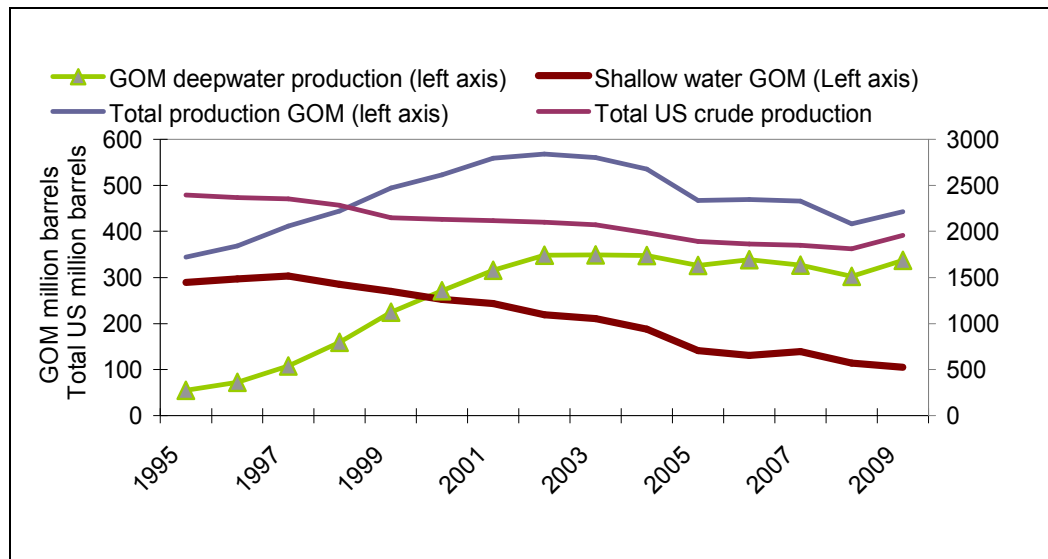


Fig. 1. US and GoM oil production (1995-2009).

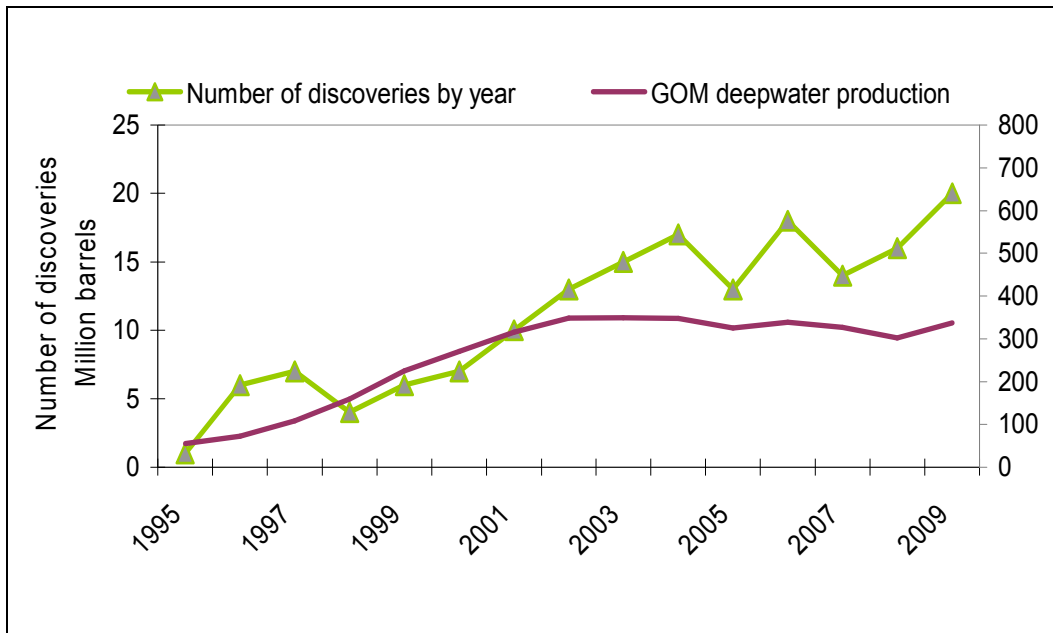


Fig. 2. Oil production and number of deepwater discoveries in the GoM (1995-2009).

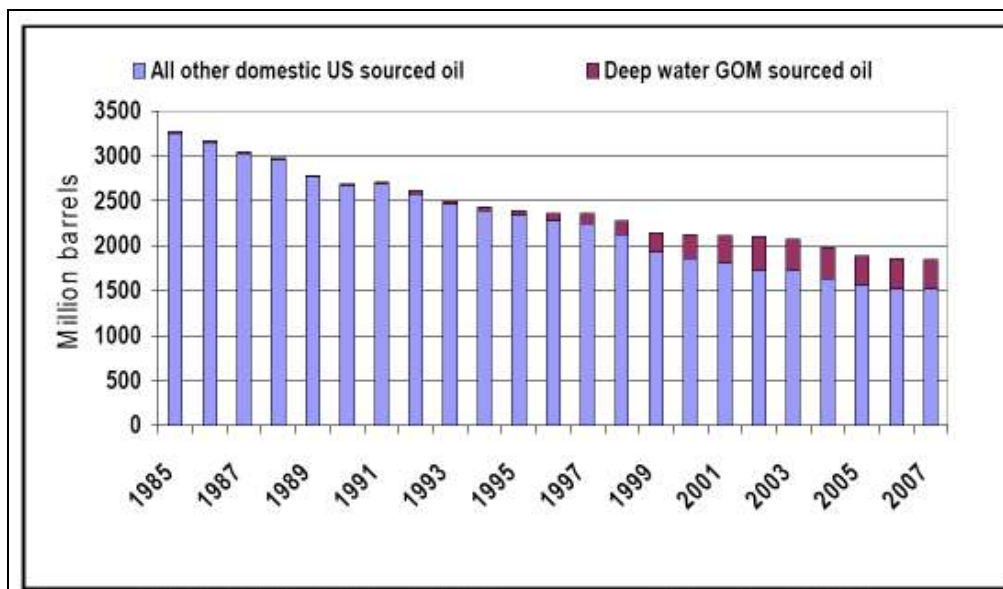


Fig. 3. US oil production and GOM deepwater oil production 1985-2007.

Since 2000, deepwater production in the GoM has slowed the overall US decline from an average of 3% per year to 2% (see Fig. 3). Contributing over 300 million barrels of oil to total US oil production, or 18%, deepwater oil already plays a significant role in supplying oil to the US. In order to immediately stop the US oil production decline, deepwater resources in the GoM would need growth of 13% per year assuming total other reserves continue to decline at 3% per year. In order to stop US production decline by 2015 (five years outlook from 2010), deepwater production would need sustained growth of 10% per year. However, the promising story is that in the recent years the more exciting potential in the GoM has been in discovery and a pattern of giant deepwater field discoveries but the supply of this is yet to be realised in the form of development and thereafter in production.

Informing the Econometric Model with data related to volume of discoveries, development and production resulted in some correlation between discoveries and developments with discoveries peaks in 2001 and 2004 followed by development peaks in 2003 and 2007. However, the correlation between discovery and development is found to be weak and indirect.

To undertake our analysis, it is essential to discuss a number of supply and demand variables so to form some assumptions to be used in the Econometric Model along with the variables. This analysis will help in deciding the significance of the deepwater oil investment in the GoM to the US energy security at different scenarios.

4.1 Existing Undeveloped Oil Fields

To take the relationship between discovery, development and production further it is critical to understand the relative size of deepwater discoveries and developments historically and how reservoir size correlates with production rates. In this sense, it was found that most discoveries, between 1995 and 2009, continue to be small (below 100 million barrels in reserves), there has been a sustained discovery rate of large fields (above 200 million barrels in reserves). This highlights a huge difference between the potential oil supplies of a large sized versus a smaller sized subsea oil fields. It demonstrates that in order to make a significant difference, deepwater oil supply from the GoM will have to provide oil companies with large reservoirs rather than a number of marginal smaller fields. In fact, in recent years, the more exciting potential in the GoM has been in discovery and a pattern of giant deepwater field discoveries but the results or the supply of this is yet to be realised in the form of development and therefore production (see Figure 4).

It is significantly important to figure out how much ‘already discovered’ deepwater oil the GoM contains, what is the potential of these already discovered fields and when this potential is likely to be realised in the form of development and production or why it has not been realised. Sandra and Al Buraiki [29] suggest that the reason the GoM is so under-developed is that the majority of the fields are not economic under most

scenarios. However, a closer review of deep and ultra deep oil fields discovered since 1985 in the GoM by current development status (see Figure 4) shows that the GoM remains under-developed with around a quarter of discovered fields actually producing oil. Around 20% of fields under 10 million barrels of oil have been deferred or surrendered. Contrary to Sandra and Al Buraiki [29] this is not a majority. In fact, only three fields have been suspended, deferred or surrendered since 2000 and zero since 2004 suggesting that oil companies have found ways to develop these fields economically. The total size of discovered deepwater oil reserves in the GoM amounts to 14.5 billion barrels, which represents 1% of total world reserves. 4.5 billion barrels of reserves are currently on stream pumping oil. The majorities of field discoveries are either still under construction or have future development plans.

The rate of deepwater conversion, from discovery to production, each year is low but has increased. The annual conversion rate^{viii} has increased from 6% in 2006 to 20% in 2009. Much of this is driven by the completion of significant sized fields discovered in 2000 and 2002 and completed around 2009 including BP’s Thunder Horse development and Chevron’s / BHP Billiton’s Shenzi and Tahiti development (see Figure 4). Most importantly, new discoveries since 2006 have maintained undeveloped reserve levels over the last two years. The sustainability of a 20% conversion rate will depend on future development completions, size of completion and expected daily production rates.

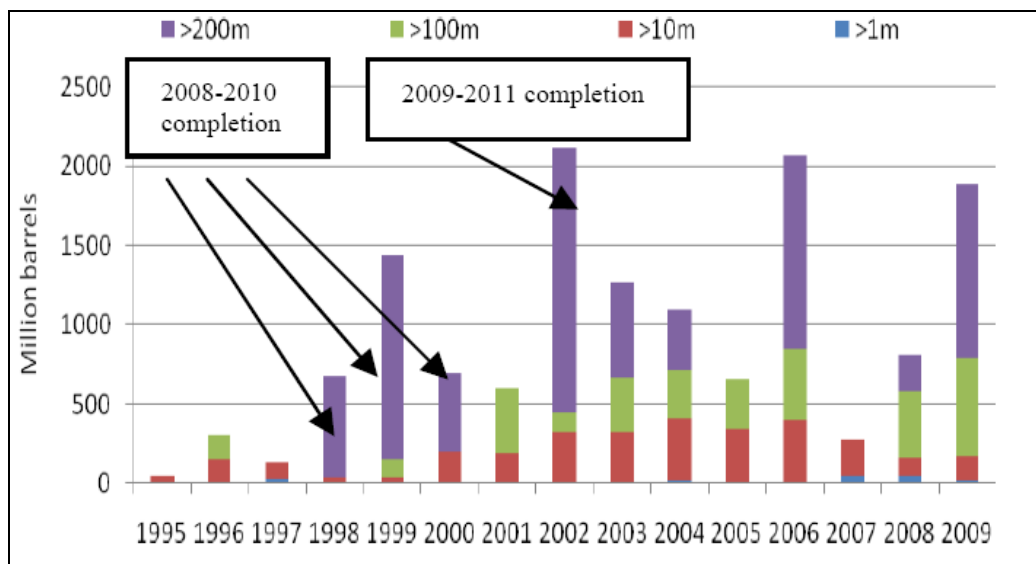


Fig. 4. Deepwater oil discoveries in the GoM by size (range) of discovery, 2000-2009.

Source: Infield subsea online database, 2009

4.2 Likely Speed of Development

Our analysis, based on data obtained from MMS and other industry sources, reveals that there is clearly a large potential supply of oil, from the GoM, amounting to 14.5 billion barrels in reserves. This would represent 1% of total global oil reserves. Converting these discovered fields alone would triple the size of

deepwater oil production in the GoM. Most of the existing discovered fields have development plans with 10% of fields cancelled or deferred. In 2009, 20% of 2008 undeveloped fields were converted to producing. This conversion was compensated for by a number of new discoveries in 2008 and 2009.

In order to clearly understand speed of development and produce a timeline for deepwater oil

production going forward we tested historic development timelines for four common types of field characteristics these are: i) size of discoveries; ii) water depth; iii) high pressure/ high temperature (HP/HT) oil reservoirs; and iv) location of oil discoveries. Our testing, which was based on data obtained from Infield subsea online database 2009, resulted in the following outcomes:

- i. Development time is correlated to size of field up to 100 million barrels with the average development time being four years for the larger fields. However, combined with other variable conditions the development time for a large field can extend to around eight years;
- ii. Development time is somewhat correlated to water depth, but only significantly correlated at extreme ultra deepwater depths below 9,000 feet. The average development time based on the average water depth is five years;
- iii. Development time is correlated to subsea pressure conditions and HP/HT is typically linked to deeper water depths below 3,000 feet. The difference between HP/HT developments and non-HP/HT developments is two years;
- iv. Development time is correlated to the infrastructure need of a deepwater field with an average of two additional years for developments that require topside infrastructure. However, there is little difference between development times of large fields and large remote fields; and
- v. The highest correlation is between large fields and water depth, followed by large fields in remote locations requiring new infrastructure (typically a floating production and storage platform).

4.3 Future Potential of the GoM

Excluding the 2010 BP oil spill in the GoM and subsequent bans on development, 24 projects were due for completion in 2010 amounting to a total reserve access of 1.77 billion barrels and an estimated daily production rate of 404 thousand barrels per day, or 149 million barrels per year. If all of these projects completed that would increase the total size of production in the GoM by 50%. The majority of field sizes are between 10 million and 200 million barrels, discovered between 2002 and 2007. In order for deepwater GoM production to make a sustained difference it would be critical to discover more of the larger fields. Clearly, it is not the amount of discoveries that oil companies are interested in; but the size of discoveries, potential production and flow rate. Water depth is the key growing characteristic of new large subsea fields but other characteristics such as remoteness are equally showing double-digit growth. This is important as an indicator for the types of subsea oil field discoveries going forward and the likely development timelines. Using a three-year rolling average since 1998, we noticed that smaller discoveries have been growing at an average of 14% per year. Depth is a key new characteristic for smaller fields although other characteristic trends are less important.

Studying data from the Minerals Management Service [21] and Infield subsea online database [22] reveals that there is a clear difference between the locations of current development projects versus the concentration of active leases in the GoM. BP's Tiber discovery in 2009 and other significant recent discoveries and developments such as Petrobras's Cascade and Chinook development have all been concentrated in the most unexplored area of the GoM – The 'Lower Tertiary' (see Figure 5). The Cascade / Chinook development offers a reserve of 260 million barrels and an annual likely production rate of 18.3 million barrels. There is a clear difference in water depth in the Lower Tertiary, which offers leases consistently at depths below 5,000ft.

The "Lower Tertiary" exposes oil companies to ultra deepwater and has only been lightly explored compared to other areas of the GoM. In 2009, BP made a large discovery in the area and many observers foresee this area as where future attention and investment will be made. Using the same above sources, as for Figure 5, suggest that the trend in deepwater leases by water depth in the GoM exploration and development is likely to be in ultra deepwater. Recent discoveries in ultra deepwater suggest a strong possibility of further large discoveries, of more than 200 million barrels of oil in reserves.

Our analysis of future potential of the GoM resulted in a number of points, these are:

- i) The clear majority of deep and ultra deepwater discoveries have concentrated around the Green Canyon and Mississippi Canyon since 2000;
- ii) By volume, the Mississippi Canyon continues to provide deepwater discoveries although most are smaller discoveries;
- iii) The Lower Tertiary, including areas such as Keathley Canyon, Walker Ridge and Alaminos Canyon amount to over 80% of discoveries by size making this a lucrative area for oil companies;
- iv) Green Canyon discoveries appear to be slowing down although the trend is slight;
- v) Large discoveries and recent discoveries are somewhat correlated to discoveries in ultra deepwater typically in the lightly explored Lower Tertiary area of the GoM;
- vi) Large discoveries in the GoM have been growing at an average of 12% since 1998 or 14-16% when in deeper waters or remote locations; and
- vii) Smaller discoveries have grown at an average rate of 14% since 1998 but trends are not highly correlated with new subsea field characteristics.

But will oil companies continue to explore deepwater and will they increase investment in deepwater exploration and development and what will attract them to do so? How do the future drivers compare to the drivers raised and discussed in the literature review? Why the GoM versus other deepwater regions? In order to provide answers to these queries, our analysis will extend at this stage to discuss the impact of the oil price on deepwater oil drilling; the attractiveness of deepwater oil fields; and the competitiveness of the GoM.

The GoM has led drilling success by number of discoveries over recent years compared to other deepwater regions and has proved competitive by size of discoveries, although slightly below West Africa and Latin America by total oil barrels discovered. Drilling success rates is a key measurement for oil companies in deciding where to invest their resources. The average production rate per day of discovered deepwater fields in the GoM is well below that of Latin America and West Africa due to the higher number of smaller discoveries in the GoM, although BP's Thunder Horse discovery in the GoM, as an example, offers leading production rates alongside Brazil's major TUPI discovery in 2008. However, by number, frequency and size of discoveries and attractive daily production rates,

compared to conventional shallow water fields, the GoM would seem a realistic and high priority for major oil companies.

Furthermore, on top of the production efficiency of the GoM fields, it is commercial, fiscal and political reasons that make the region stand out as an attractive future investment in deepwater oil opportunities. Latin America, although offering significantly higher production rates of about 70%+, is controlled by national oil companies, such as Petrobras. This severely limits the freedom and opportunity of other international oil companies. The GoM is a commercially open playing field for both international and local oil companies making it stand out as an attractive region to be invested in.

Table 1. Number of deepwater vs. shallow water discoveries in the GoM, 2005-2009.

	05	06	07	08	09
Shallow	65	85	56	38	4
Deep	13	18	14	16	20

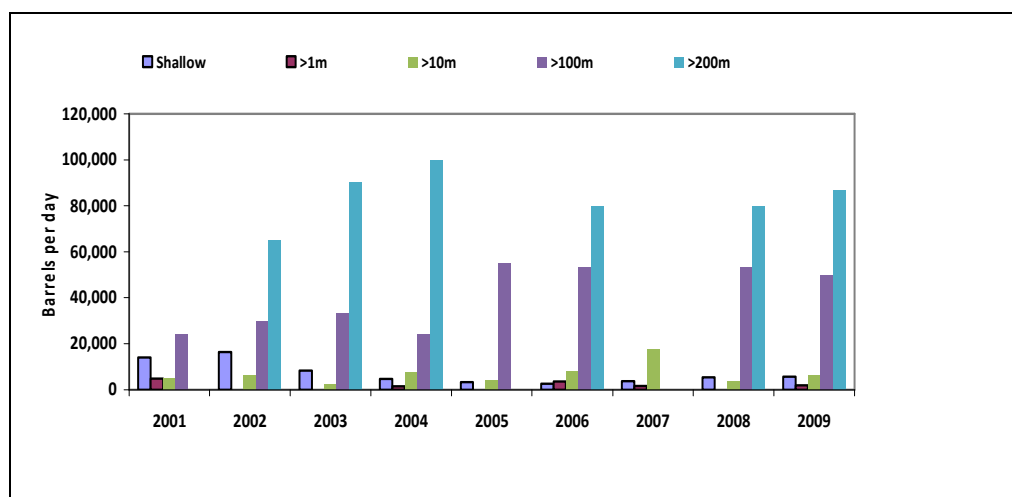


Fig. 6. Deepwater vs. shallow water average daily production rates by reservoir range in the GoM, 2001-2009.

5. RESEARCH OUTCOMES

From the above analysis, we obtained a number of key variables and assumptions to feed into the Econometric Driven Forecast Model, these are:

- (i) Oil companies plan to develop at least 90% of existing deepwater subsea fields in the GoM. The other 10% of discoveries, typically small, have the potential to be deferred, suspended or cancelled.
- (ii) Currently, there are 32 projects under development, amounting to a total of 1.8 billion barrels in reserves and set for completion before 2020.
- (iii) There are 76 discoveries amounting to 7.3bn barrels of oil in reserves planned, probable and or possible with completion dates set before 2020.
- (iv) Total discoveries have been increasing at a rate of 13% per year since 1998.
- (v) Large discoveries, above 100 million barrels in reserves, have been increasing at a rate of 12% per year since 1998, and 14-16% per year when correlated with water depth and remoteness of the

location from existing infrastructure.

- (vi) Discovery sizes vary each year, but the average change since 2002 is 4%.
- (vii) Average development times susceptible to increases for larger fields driven by extreme water depth, Hp/HT oil conditions and remote locations. A combination of these complications can add up to three years to larger field developments of above 100 million barrels in reserves.

Also, further key variables and assumptions are taken from the analysis to inform a Discovery Driven Forecast Model, these are:

- (a) Heavily occupied regions of the Green Canyon and the Mississippi Canyon indicate a slight slowdown in the frequency of discoveries over the last 3 years, although the economy may play a part.
- (b) Demand for leases is switching away from these heavily occupied areas of the GoM and is focused on the 'Lower Tertiary' region.

- (c) The Lower Tertiary region is lightly explored, but has produced recent large discoveries above 200 million barrels.

Based on the supply and demand variables, discussed above, it is possible to estimate the likely potential size and therefore significance of deepwater oil production in the GoM using sensible assumptions. However, the future of deepwater oil exploration and development is dependent on other external factors, such as the global economy and governmental regulations. Therefore, these estimates will be directional rather than exact. In order to understand the various possible outcomes rather than commit to one directional view, the above set of assumptions and variables assumptions are used to create forecast scenarios based on low, medium and high cases (description of these cases is available in Appendix 1).

6. CONCLUSIONS

After we reviewed the literature, analysed, and discussed our data we can conclude that without further increases in deepwater production, the reliance of the US on oil imports would increase to 74% of total required oil, a jump of 14% from the current 60% reliance on oil imports. However, assuming the optimistic high case scenario of further deepwater discoveries and development the reliance on oil imports could be reduced by 18% to 42% by 2020. The medium case view would reduce reliance on oil imports by 13% to 47% by 2020. The low case scenario would reduce imports by 3% to 58% by 2020. The difference between no further increase in oil production in the GoM versus the high case scenario that would provide a 3% per year increase in total US domestic oil production is demonstrated in Figures 7 and 8. Figure 7 depicts US oil consumption by source 2010-2020, assuming high / best-case scenario growth in the GoM to contribute to an increase US domestic production and assuming a constant level of demand. Figure 8 depicts US oil consumption by source 2010-2020, assuming no further increase in US domestic production and assuming a constant level of demand.

If the GoM realises all of its existing discovered fields in the estimated speed of development timeline it will be able to reserve the growing dependence on imports until 2015 when production will return to a slow decline. However, it will not return to levels of 60% reliance on oil imports until around 2020.

Due to the current situation in the GoM following the BP oil spill in 2010, it is worth demonstrating the forecast picture based on assumed delays as the US reacts to current safety and development regulation for deepwater oil drilling. It is sensible to factor in a one-year delay for regulation to change and therefore further deepwater drilling to continue. Also, it is sensible to add a further year delay for each development as it is forced to adapt to the new regulation. Factoring in the delays, post the 2010 BP oil spill, results in that import could easily grow to around 63% of total US oil consumption in 2010, assuming constant consumption levels. Deepwater is unlikely to make an impact until 2012 and

large discoveries after 2010 are unlikely to have an impact before 2019.

Even an optimistic case in the GoM, as constructed by this paper, is unlikely to shift the US's dependence on foreign oil significantly. The US will eventually return to a period of production decline once discoveries in the Lower Tertiary slow down. Therefore, the bigger picture objective in the US will be continued investment in cleaner, renewable energy for political, economical and environmental reasons. At the same time, deepwater oil is readily available, with potential from already existing developments. In addition, recent huge discoveries have proved the likelihood that more discoveries are within reach. Deepwater oil in the GoM can significantly reduce reliance on oil imports for the short-term. The overall potential is of course unknown but the recent large discoveries encourage oil companies to influence and search for new sources of oil within US territories and continue to lobby the Government to allow drilling of these resources. Deepwater oil in the GoM is not the answer to cheap oil resources as it is expensive to develop. However, it can reduce the US's and global vulnerability to oil price hikes driven by a recovering global economy and growth from China and other emerging markets.

Figure 8 highlights that if the same level of oil consumption is assumed between 2010 and 2020, and no further increase in US oil production is made over the period then the US will increase its reliance on oil imports to over 70% by 2020. This demonstrates the concern that the current Government and future US Governments will have on energy security, whether it be for political/defense or economical reasons. With no mass-market alternative on the near-term horizon, deepwater oil development remains attractive to the US with a possible result being a significant decrease in oil imports to below 50%. In addition, importantly it should also be noted that this potential growth in deepwater production would support and provide renewed hope to what has become a dying economy in the US as onshore and shallow water resources dry up. On the other hand, deepwater oil in the GoM would appear a short-term and unsustainable solution to dependence on imported oil and the only way to cease the reliance on foreign oil would be by depending on a cleaner, renewable energy, sourced from domestic resources. Further key takeaways from this research are provided in Appendix 2.

This research paper has touched on the significance of the deepwater oil drilling from the Gulf of Mexico on the US energy security. It provides possible solution to the US energy security, but this is only on a short-term. Further research is required to explore the significance of the renewable sources of energy on the US energy security on both short and longer-terms; this could be the topic of our next research paper.

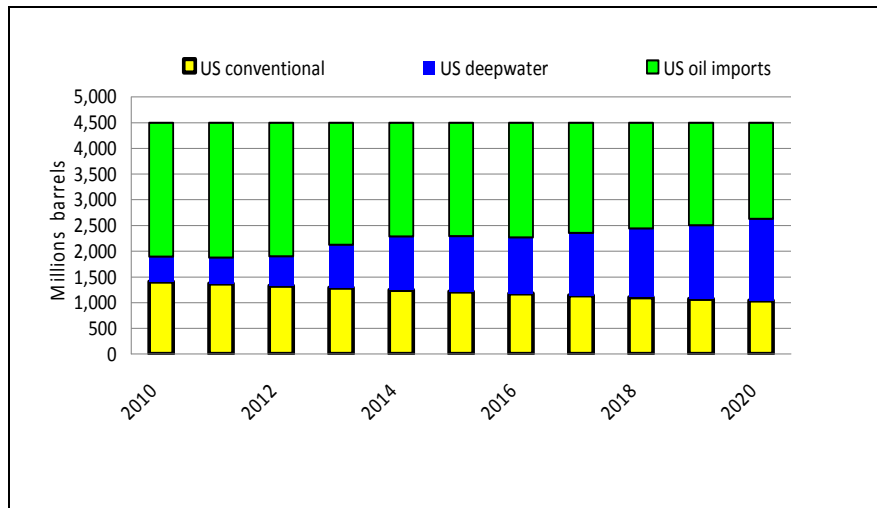


Fig. 7. US oil consumption by source 2010-2020, assuming high / best case scenario.

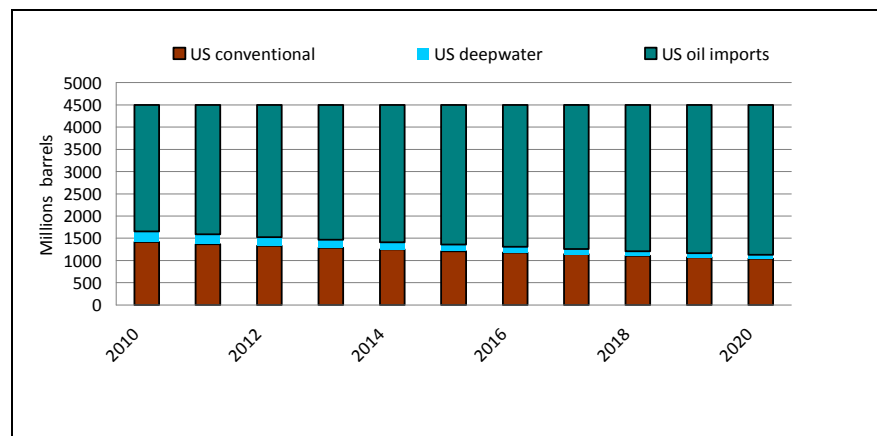


Fig. 8. US oil consumption by source 2010-2020, assuming no further increase in US domestic production and assuming a constant level of demand.

REFERENCES

[1] Energy Information Administration (EIA). 2010. *Petroleum, U.S data 2010*. Accessed April 14, 2010 from the World Wide Web: http://www.eia.doe.gov/oil_gas/petroleum/info_glance/petroleum.html.

[2] Energy Information Administration (EIA). 2009. *How dependent are we on foreign oil? Energy in brief*. Accessed December 10, 2010 from the World Wide Web: http://www.eia.doe.gov/energy_in_brief/foreign_oil_dependence.cfm.

[3] Minerals Management Service, Department of the Interior. 2009. *Deepwater Gulf of Mexico, Interim Report, Highlights from 2008*. Accessed August 9, 2010 from the World Wide Web: <http://www.gomr.boemre.gov/PDFs/2009/2009-016.pdf>.

[4] Alm, A., 1981. Energy Supply Interruptions and National Security. *Science*, New Series 211 (4489). March 27: 1379-1385.

[5] Hirsch, R., 1987. Impending United States Energy Crisis. *Science*, New Series 235 (4795). March 20: 1467-1473.

[6] Stern, R., 2006. Oil Market Power and United States National Security. *Proceedings of the National Academy of Sciences of the United States of America* 103 (5). January 31: 1650-1655.

[7] Goose, P., 2007. The Economics of oil, Part 1: Supply and demand curves, *The Oil Drum*, August 19. Accessed July 12, 2010 from the World Wide Web: http://www.theoil drum.com/pdf/theoil drum_2899.pdf.

[8] Friedland, J., 2010. Peak Oil: The Cause of Ultra-Deepwater Drilling. *The Political Climate*. June 11. Accessed August 19, 2010 from the World Wide Web: <http://politicalclimate.wordpress.com/2010/06/11/peak-oil-the-cause-of-ultra-deepwater-drilling/>.

[9] Reisser, W., 2009. The US cannot drill its way out of energy dependence, *The Guardian online*. March 20. Accessed November 19, 2009 from the World Wide Web:

- <http://www.guardian.co.uk/environment/cif-green/2009/mar/20/oil-america-energy-independence>.
- [10] Simmons, M., 2003. The urgency of delivering deepwater oil. In *Society of Petroleum Engineers, Business and Technology Workshop*, October 14, Houston, Texas. Accessed September 16, 2010 from the World Wide Web: <http://www.simmonsco-intl.com/files/SPE%20Workshop.pdf>.
- [11] Eek, W., 1978. The Challenge of Producing Oil and Gas in Deep Water, *Philosophical Transactions of the Royal Society of London. Series A, Mathematical and Physical Sciences* 290 (1366), August 21: 113-124.
- [12] Kelly, P., 1998. Deepwater offshore oil development: opportunities and challenges. Accessed September 20, 2010 from the World Wide Web: http://oceanservice.noaa.gov/websites/retiredsites/natdia_pdf/10kelly.pdf.
- [13] Hamilton, D., 2009. Companies going into deeper waters in pursuit of potentially huge oil returns. *The Herald Scotland*, September 27. Accessed July 25, 2010 from the World Wide Web: <http://www.heraldscotland.com/business/analysis/companies-going-into-deeper-waters-in-pursuit-of-potentially-huge-oil-returns-1.922599>.
- [14] Kohl, K., 2008. World Oil Supply Hinges on Unlocking the Subsea Industry. *Energy & Capital*, February 14. Accessed December 15, 2009 from the World Wide Web: <http://www.energyandcapital.com/articles/deep-water-oil+drilling/619>.
- [15] Lynch, D., 2010. Deepwater oil fields are a final frontier. *USA Today*, June 20. Accessed August 18, 2010 from the World Wide Web: http://www.usatoday.com/money/industries/energy/2008-06-19-deepwater-oil-offshore-drilling_N.htm.
- [16] Leap, P.R., 2007. \$100 oil prospect drives deepwater oil services boom. Accessed November 29, 2010 from the World Wide Web: <http://www.prlap.com/pr/105410/>.
- [17] White, G., 2007. Does Deepwater Oil Discovery Disprove The Peak Oil Theory? *Fleet Street Invest*, November 21. Accessed July 25, 2009 from the World Wide Web: <http://www.fleetstreetinvest.co.uk/oil/supply-demand-oil/deepwater-discovery-peak-oil-theory-00041.html>.
- [18] Levi, M.A., Parry, I.W.H., Pearl, A. and Weiss, D., 2010. Reducing US oil consumption, Council on Foreign Relations. June 11. Accessed November 23, 2010 from the World Wide Web: http://www.cfr.org/publication/22413/reducing_us_oil_consumption.html.
- [19] Womack, J., 2010. Ultra-Deepwater Drilling Likely to Remain Profitable, *The Wall Street Journal (Internet)*. February 26. Accessed March 17, 2010 from the World Wide Web: http://www.rigzone.com/news/article.asp?a_id=88478.
- [20] Cr mer, J. and Salehi-Isfahani, D., 1989. The Rise and Fall of Oil Prices: A Competitive View, *Annales d' conomie et de Statistique*, 1516 (15/16): 427-454.
- [21] Minerals Management Service, Depart of the Interior. 2008. America's offshore energy future. Accessed August 29, 2010 from the World Wide Web: <http://www.gomr.boemre.gov/PDFs/2008/2008-013.pdf>.
- [22] Infield, Subsea online database. 2009. Accessed July-November, 2009, Available at: http://www.infield.com/deepwater_online_database.htm.
- [23] ODS-Petrodata, Offshore Construction Locator, Accessed in July- December, 2009. Available at: <https://login.ods-petrodata.com/index.php?site=ocl&uri=%2F>.
- [24] Petroleum-Economist. 2009. US Gulf of Mexico yields deep-water oil rewards for risk-averse explorers, December. Accessed January 16, 2010 from the World Wide Web: <http://www.petroleum-economist.com/default.asp?page=14&PubID=46&ISS=25529&SID=723559>.
- [25] Ekstrand, R., 2007. Certified shareholder report of registered management investment companies. Accessed December 11, 2009 from the World Wide Web: http://google.brand.edgar-online.com/EFX_dll/EDGARpro.dll?FetchFilingHTML?ID=5567315&SessionID=SYs-HjneTZelHX7.
- [26] Blanchard R., 2007. Oil Dreams in the Gulf of Mexico, Association for the peak study of oil & gas - USA December 17. Accessed January 20, 2010 from the World Wide Web: http://www.aspo-usa.com/archives/index.php?option=com_content&task=view&id=275&Itemid=93.
- [27] Gold, R., 2009. BP's Big Oil Find Cements Gulf's Revival, *The Wall Street Journal*, September 3. Accessed October 19, 2010 from the World Wide Web: http://www.rigzone.com/news/article.asp?a_id=79965.
- [28] Walls, M., 1994. Using a 'Hybrid' Approach to Model Oil and Gas Supply: A Case Study of the Gulf of Mexico Outer Continental Shelf. *Land Economics* 70 (1): 1-19.
- [29] Sandra, I. and O. Al Buraiki, 2002. Future of deepwater, Middle East hydrocarbon supplies, *Oil and Gas Journal*, June 17. Accessed September 9, 2010 from the World Wide Web: <http://www.asa3.org/archive/asa/200206/0353.html>.
- [30] Abdo, H., 2010. *Exploring the Rationales for the UK Petroleum Tax Relaxation*. Berlin, Lambert Academic Publishing.
- [31] Mackenzie, K., 2010. A new era for GoM deepwater oil, and what it says about the majors' strategy, *FT.com*. April 1. Accessed October 12, 2010 from the World Wide Web:

<http://blogs.ft.com/energy-source/2010/04/01/a-new-era-for-gom-deepwater-oil-and-what-it-says-about-the-majors-strategy/>.

APPENDIX

Appendix 1

Setting the Assumptions for Three Scenarios

The Low / Base Case Scenario:

- Only already discovered deepwater oil fields will be developed in the GoM in the next 10 years.
- Only 90% of the oil fields will be developed. The other 10% of fields below 100 million barrels in reserves will be deferred, suspended or cancelled.
- This assumption is based on a complete failure of the GoM to produce new discoveries and develop them over the time period of 10 years.
- A 0% project cancellation rate for discovered fields.
- No change in the length of development
- A continued decline of existing field production previous to 2010 at 10% and from 2010 at 5%.

The Medium Case Scenario:

- Small discoveries below 10 million barrels in reserves will continued to be discovered and developed at a rate of -5% per year of the total average discovered each year in the last 12 years assuming constant conversion rates from discovery to development. This assumption suggests that continued attention to large potential field discoveries in ultra deepwater will produce less smaller discoveries.
- All fields between 10 million barrels and 99 million barrels in reserves will continue to be discovered and developed at 100% of what has been discovered and developed in the last five years assuming constant conversion rates from discovery to development. This assumes that new areas of the GoM will compensate for heavily populated areas which are indicating a slowdown in the frequency of discoveries.
- Large fields 100 million barrels will continue to grow at 12% per year, the average growth rate in large discoveries since 2002.
- The average length of development for fields below 100 million barrels will remain the same.
- The average length of development for fields above 100 million barrels will average at 7.5 years. This therefore assumes growth in conditions such as high pressure, high temperature oil, ultra deep subsea fields and more remote locations
- It also assumes a 0% project cancellation rate for discovered fields. This assumption is based on the premise that continued improvements in technology will support development likelihood going forward.
- The model uses average production rates measured from historic production rates by size of field over the last 10 years.

- A continued decline of existing field production previous to 2010 at 10% and from 2010 at 5%.

The High / Best Case Scenario:

- Smaller discoveries and developments will continue at the rate of at least 100% of previous discoveries and development in the last five years.
- Larger discoveries and developments will grow at an increased rate of 12% driven by new potential in the Lower Tertiary area. The model will therefore assume a 20% growth rate in large fields.
- The average length of development for fields below 100 million barrels will remain the same.
- The average length of development for fields above 100 million barrels will average at 6.5 years, calculated by applying a weighted average for supply variables and deducting one year. This therefore assumes growth in conditions such as high pressure, high temperature oil, ultra deep subsea fields and more remote locations. However, unlike the medium case scenario this scenario also assumes that new technology will speed development by up to one year.
- It also assumes a 0% project cancellation rate for discovered fields.
- A continued decline of existing field production previous to 2010 at 10% and from 2010 at 5%.
- The model uses average production rates measured from historic production rates by size of field over the last 10 years.

The models above do not take into account the current deepwater drilling ban in the Gulf of Mexico. A further scenario will:

- Delay growth by one year to account for the current deepwater drilling ban in the Gulf of Mexico
- Add an additional length of development of six months to account for stricter regulation.

The Analysis of the Three Case Scenarios

Low / Base Case:

Assuming that only already discovered deepwater oil fields will be developed in the GoM in the next 10-15 years, a 10% project cancellation rate for smaller discovered fields and a constant conversion rate between deepwater discoveries and developments, the deepwater growth in the GoM will provide a period of growth of 2% per year before peaking in 2014. This suggests that imports are maintained at 2009 levels and conventional domestic production continues a decline of 3% per year. The model factors in the completion of the large Walker Ridge Chevron development in 2013 and BP's Keathley development, estimated for completion in 2014. This scenario would support commentary by Ekstrand (2007) and Blanchard (2007) that by the time completed developments come on stream declines in conventional domestic production will eat up most gains in new deepwater production. However, Ekstrand's and Blanchard's predictions on deepwater production peaks are slightly premature given the recent large discoveries in the lower tertiary that will come on stream in 2013 and 2014. However, it is likely that further deepwater

discoveries will be made in the GoM and as discussed the trend is possibly towards further larger discoveries in the Lower Tertiary region of the Gulf of Mexico.

Medium Case:

The result of the medium case assumptions would be an initial peak in 2015 followed by further renewed growth of 0.5% to 2020 as new larger developments are completed and come on stream. The model uses average production rates and therefore the real picture is likely to be more lumpy in growth per year. The model reveals an overall US deepwater production growth of 11% over the period but an overall total US production growth of only 2%.

High Case:

The result of the high case scenario as defined by the assumptions above would achieve a deepwater oil production growth rate of 13% per year and an overall US production growth rate of 3% per year.

Appendix 2

Key Takeaways from the Research

- Deepwater oil supply can play an important role in future balance of global oil supply and the balance of global oil prices.
- Deepwater oil supply from the GoM can reverse the current US declines in domestic oil production.
- Deepwater oil supply from the GoM can play an important role in the future supply of oil to the US and curb the growing reliance on oil imports.
- Potentially, deepwater oil supply from the GoM can reduce the US's reliance on imports to below 50% by 2020, assuming a similar level of demand to 2008.
- Without further growth in deepwater oil supply imports as a percentage of total oil supply could increase to over 70% of total supply, assuming a similar level of demand in 2020 to 2008 and assuming alternatives make little difference to energy supply in the time period.
- The potential of deepwater oil supply from the GoM is unclear and depends on a number of key variables including:
 - Key future decisions the US government will have to make resulting from the BP oil spill although the consensus from this piece of work is that there is little readily available, sensible alternative to deepwater oil.
 - The success of deepwater oil depends on the discovery and development of 'giant' deepwater fields in order to make a significant difference to production levels

going forward. The lightly explored Lower Tertiary area has provided these discoveries in recent years.

- Although, most deepwater field developments appear possible and cost viable in the GoM (depending on oil prices) technology needs to catch up. This will help speed development.
- Deepwater oil field developments are facing increasingly challenging conditions which are extending the development timeline. Therefore, new large discoveries will take up to eight years to convert into supply.
- Without further development of deepwater oil in the GoM or a suitable 'mass-market' alternative, the US's reliance on oil imports could grow from 57% to over 70% by 2020 assuming stable levels of demand.
- The underlying market drivers for deepwater oil production from the GoM appear strong for the near-term (next 10 years). Demand variables appear favourable.
- However, there is a clear element of caution and risk. The technology gap can make development slow. Strict regulation is likely to emerge from the BP oil disaster, which will lengthen development time and costs. Development is also somewhat subject to oil prices. A steep fall in oil prices will reduce demand. This is possible by an economic slowdown, a severe increase in supply from other oil supplying countries and a drive for a mass-market alternative. However, growing oil demand from China and other emerging markets should cushion / balance these factors.

In the long-run clean, renewable energy will increase as a political goal for the US and other mature markets and will become more realistic. This will eventually significantly reduce the demand for oil. However, in the short to medium term deepwater oil remains a more likely solution to domestic energy supplies. Even if suitable alternatives do make further inroads into US energy supply, these are more likely to support deepwater oil in reducing reliance on foreign imports rather than be a substitute. However, a gradual move away from foreign imports rather than a steep withdrawal is important. A complete US switch away from foreign imports will significantly upset the global oil supply and demand balance, collapse oil prices and severely reduce demand and favourable economics for deepwater oil development.

END NOTES

-
- i Ultra deepwater presents new and fundamental barriers to development. The challenges start with a severe shortage in drilling rigs capable of reaching new depths below 9,000 feet, and tension leg permanent production platforms.
- ii Remote locations disrupt traditional methods of development. Remoteness from existing platforms makes this cost prohibitive and therefore new infrastructure is needed.
- iii High pressure, high temperature fields in ultra deep locations challenges the entire range of subsea product solutions and technology available. High pressure, high temperature changes the design and stress toleration of each product.
- iv Transocean is major global drilling contractor with a significant deepwater drilling fleet.
- v Key questions arising from the literature review are:
- What is the relationship between discovery, development and production historically and what supply variables drive deepwater oil production
 - What is the potential from existing discovered but undeveloped fields in the Gulf of Mexico? When is development of these already discovered fields likely?
 - What is the current speed of development of deepwater fields and what are the variables that influence development timelines
 - Is the Gulf of Mexico capable of producing further discoveries and what does this depend on Certain other issues from the literature should be further investigated such as:
 - (a) The relationship between oil price and deepwater discovery and development, and
 - (b) The attractiveness of deepwater oil development to oil companies and the competitiveness of the Gulf of Mexico
- vi The ‘Econometric Model’ uses historical data to estimate relationships between exploration or development activity, discoveries or production and economic variables such as oil prices.
- vii The ‘Discovery Process Model’ assumes that discovery, development and production will eventually decline in any given region correlated to the amount of exploration in that region over time.
- viii The conversion rate of discovered reservoirs to production is well under a quarter although there are signs this is increasing driven by the development completion of large discoveries in 2008 and 2009.